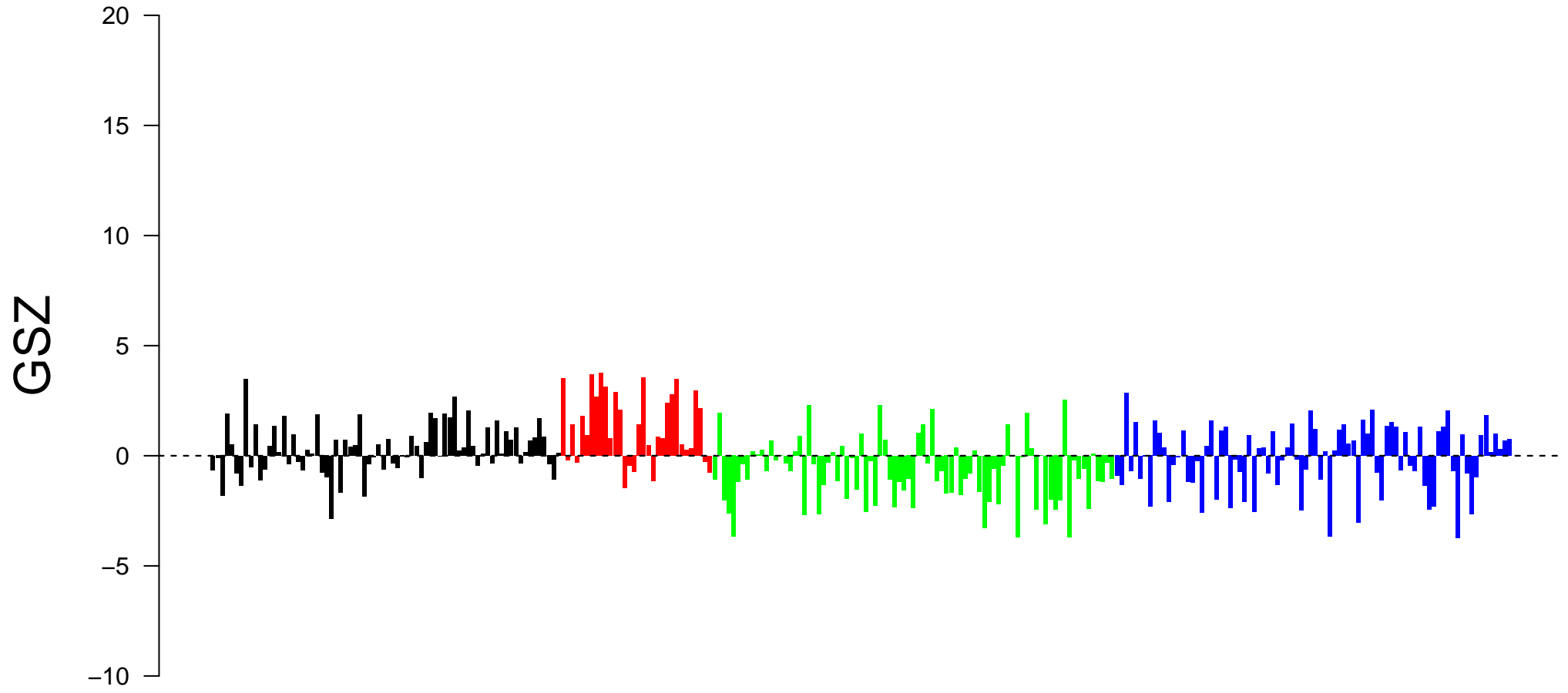
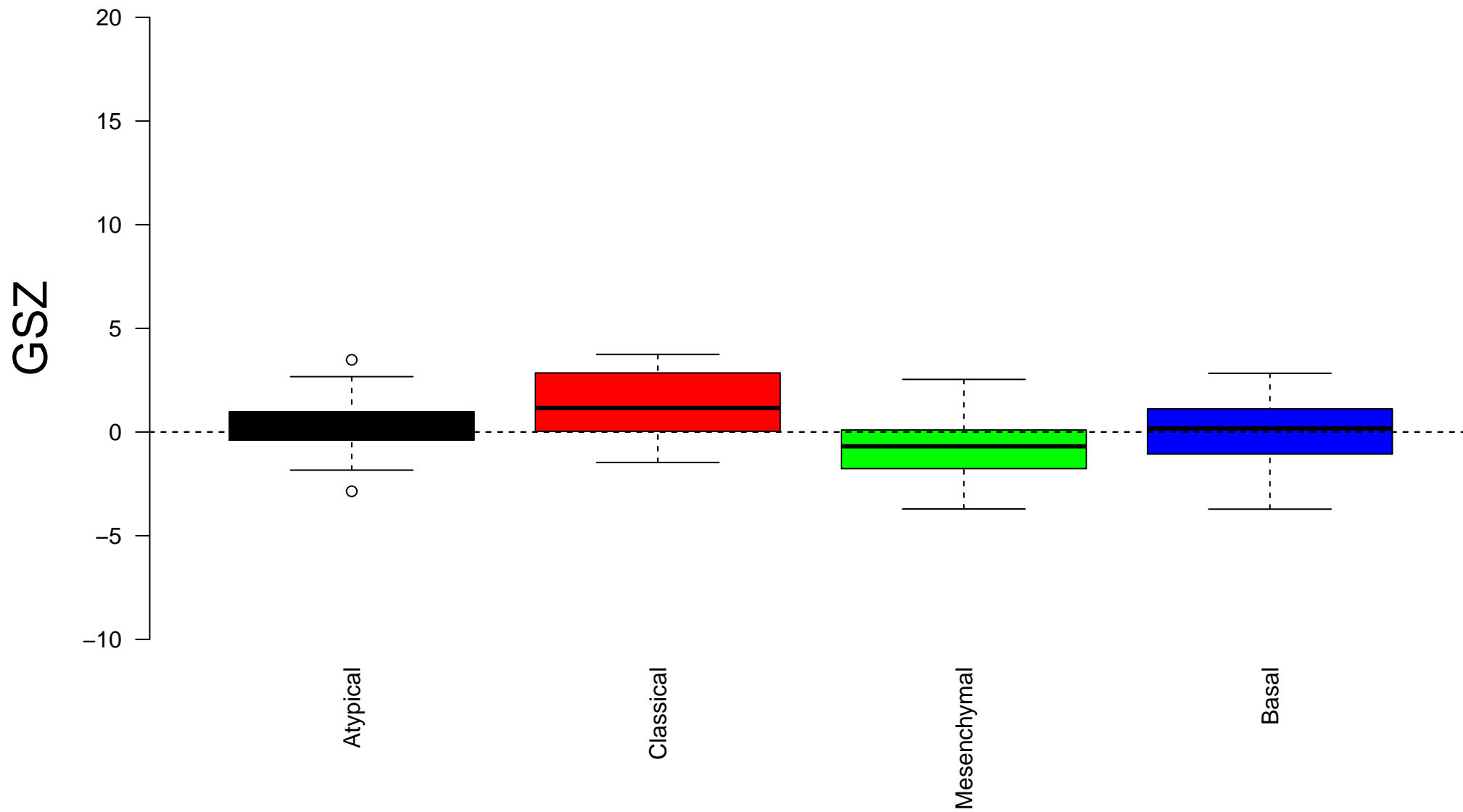


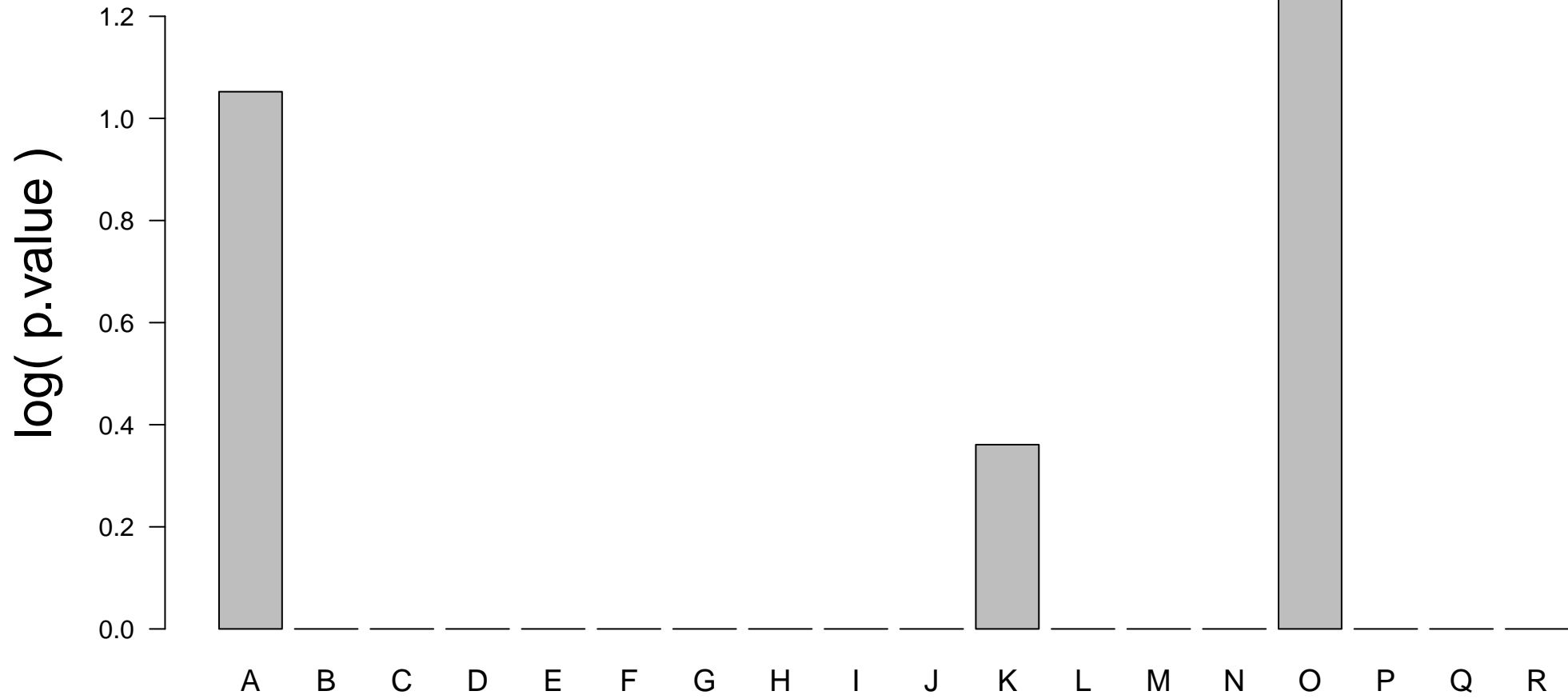
BENTINK_e2f3.1



BENTINK_e2f3.1

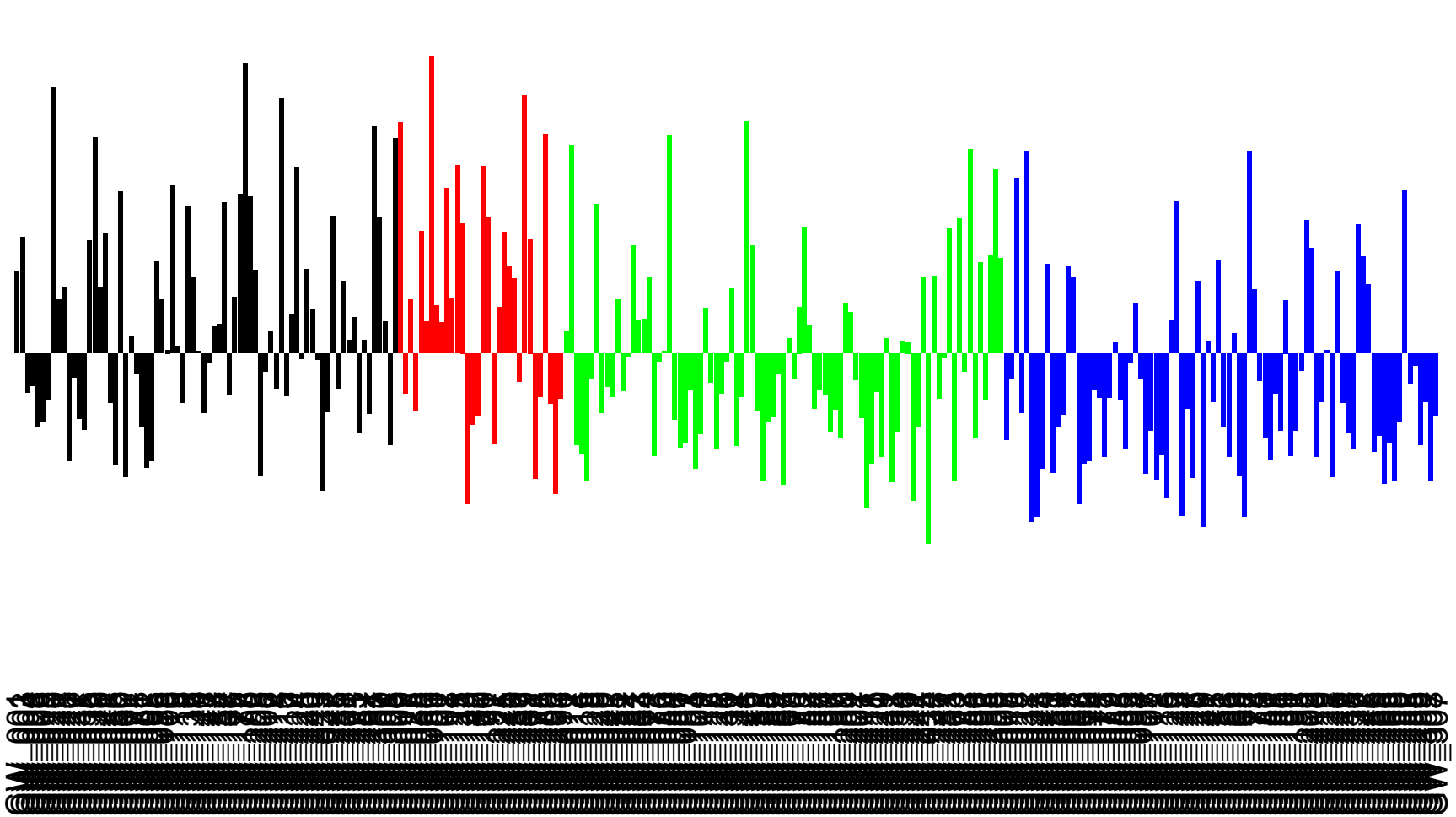



Enrichment in spots: BENTINK_e2f3.1



Expression of BENTINK_e2f3.1 in Spot A

Δe



Expression of BENTINK_e2f3.1 in Spot B

Δe

1.5


1.0

0.5

0.0

-0.5

-1.0



Expression of BENTINK_e2f3.1 in Spot C

Δe

1.5


1.0

0.5

0.0

-0.5

-1.0



Expression of BENTINK_e2f3.1 in Spot D

Δe

1.5


1.0

0.5

0.0

-0.5

-1.0



Expression of BENTINK_e2f3.1 in Spot E

Δe

1.5


1.0

0.5

0.0

-0.5

-1.0



Expression of BENTINK_e2f3.1 in Spot F

Δe

1.5


1.0

0.5

0.0

-0.5

-1.0



Expression of BENTINK_e2f3.1 in Spot G

Δe

1.5


1.0

0.5

0.0

-0.5


-1.0



Expression of BENTINK_e2f3.1 in Spot H

Δe

1.5
1.0
0.5
0.0
-0.5
-1.0



Expression of BENTINK_e2f3.1 in Spot I

Δe

1.5


1.0

0.5

0.0

-0.5


-1.0



Expression of BENTINK_e2f3.1 in Spot J


Δe

1.5
1.0
0.5
0.0
-0.5
-1.0



Expression of BENTINK_e2f3.1 in Spot K

Δe



Expression of BENTINK_e2f3.1 in Spot L

Δe

1.5


1.0

0.5

0.0

-0.5

-1.0



Expression of BENTINK_e2f3.1 in Spot M

Δe

1.5


1.0

0.5

0.0

-0.5

-1.0



Expression of BENTINK_e2f3.1 in Spot N

Δe

1.5


1.0

0.5

0.0

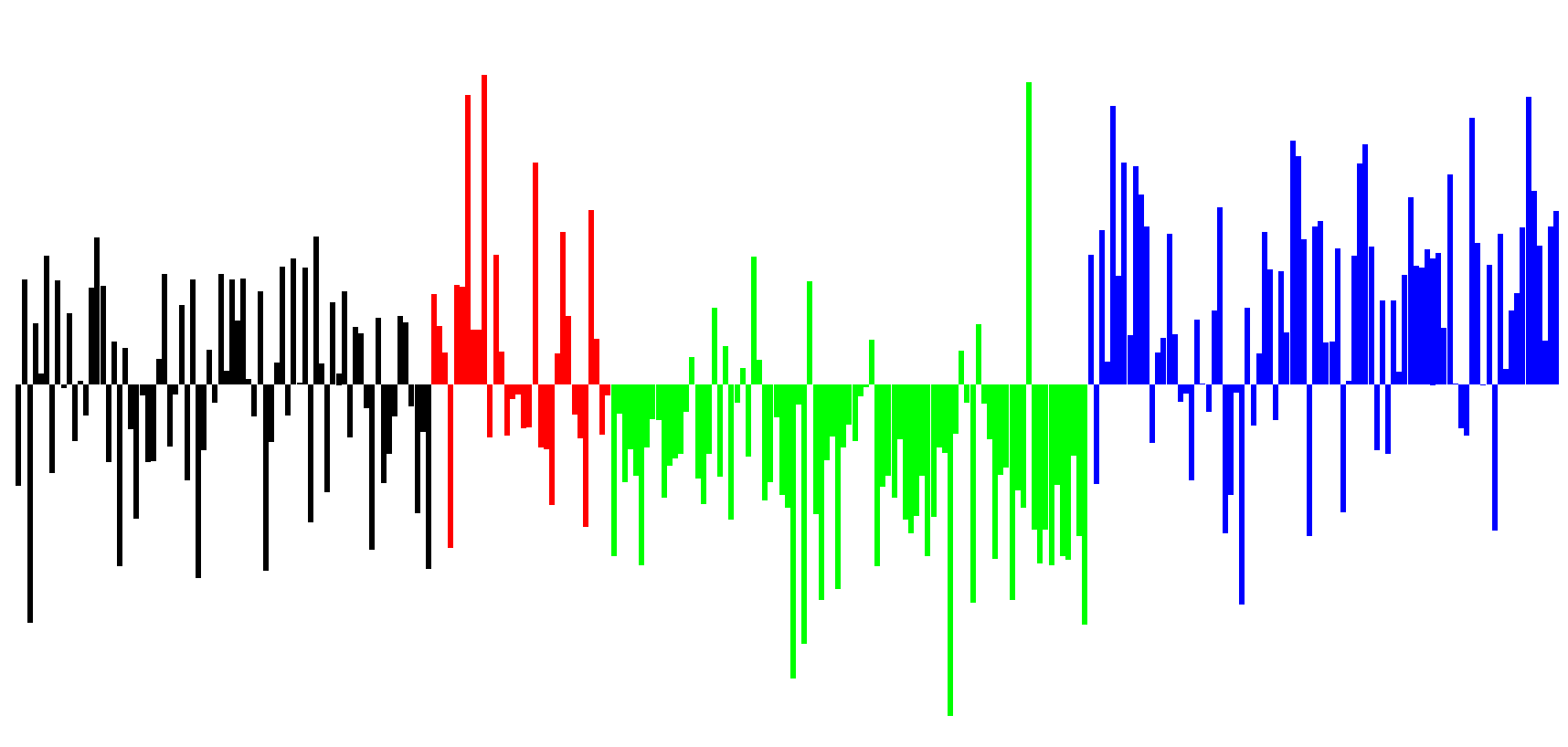

-0.5

-1.0



Expression of BENTINK_e2f3.1 in Spot O

Δe



Expression of BENTINK_e2f3.1 in Spot P

Δe

1.5


1.0

0.5

0.0



-0.5

-1.0



Expression of BENTINK_e2f3.1 in Spot Q

Δe



Expression of BENTINK_e2f3.1 in Spot R

Δe

1.5

1.0

0.5

0.0

-0.5

-1.0

